FEMALE END VIEW

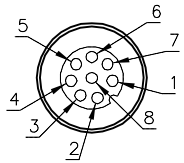

1 = WHITE/BLUE
2 = WHITE/BROWN
3 = BROWN
4 = ORANGE (−TX)
5 = WHITE/GREEN (+RX)
6 = WHITE/ORANGE (+TX)
7 = BLUE
8 = GREEN (−RX)

eurofast Ethernet

SPECIFICATIONS

CONTACT CARRIER MATERIAL	NYLON OR TPU
CONTACT MATERIAL/PLATING	BRASS/GOLD
HOUSING/LOCKNUT MATERIAL/PLATING	BRASS/NICKEL
O−RING MATERIAL	NITRILE
RATED CURRENT [A]	1.5 A
RATED VOLTAGE [V]	60 VAC/75 VDC
NUMBER OF CONDUCTORS [AWG]	PRINTED CIRCUIT PINS
TEMPERATURE RATING	−30°C TO +80°C (−22°F TO +176°F)
PROTECTION CLASS	MEETS NEMA 1,3,4,6P AND IEC IP68

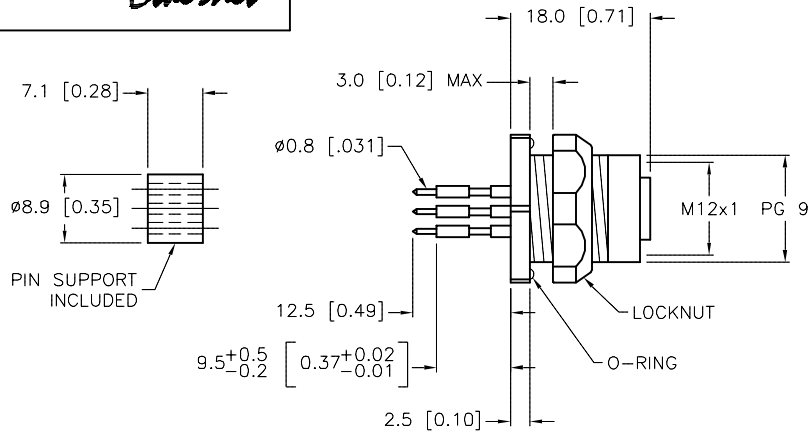

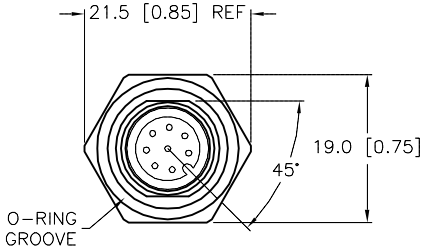

END VIEW
LOCKNUT NOT SHOWN

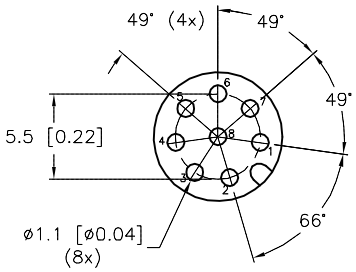

BOARD LAYOUT (2=1 SCALE)

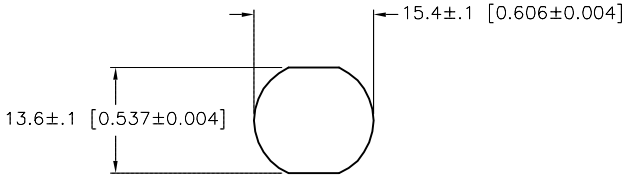

TYPICAL PANEL CUTOUT

REV	DESCRIPTION	BY	DATE	ECO NO.
F	UPDATE VOLTAGE RATING	RDS	05/07/14	45688

RELATED DOCUMENTS
1.
2.
3.
4.

3RD ANGLE PROJECTION

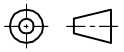

THIS DRAWING IS CONFIDENTIAL AND THE PROPERTY OF TURCK INC. USE OF THIS DOCUMENT WITHOUT WRITTEN PERMISSION IS PROHIBITED.

TURCK INC
High Technology Sensors and Automation Controls
3000 CAMPUS DRIVE
MINNEAPOLIS, MN 55441
1−800−544−7769
(763) 553−7300
(763) 553−0708 fax
turck.com

MATERIAL

FINISH

ALL DIMENSIONS DISPLAYED ON THIS DRAWING ARE FOR REFERENCE ONLY

CONTACT TURCK FOR MORE INFORMATION

DRFT RDS
DATE 01/03/02
APVD
SCALE 1=1.0

UNIT OF MEASUREMENT
MILLIMETER [INCH]
DO NOT SCALE THIS DRAWING

DESCRIPTION
FKFD 84

IDENTIFICATION NO.
U8611

REV
F

FILE: U8611

SHEET 1 OF 1

Approved 05/09/2014, work order #56557 by J.S.